

NZDU00397 Dulux Wash & Wear 101 Semi Gloss

Introduction

Product Code
52S LINE

Approvals
Eco Choice Aotearoa Licensed

Description and Image


Wash&Wear 101 Barrier Technology creates a hard wearing acrylic finish that allows you to wipe away most common marks, scuffs and stains with wet cloth. With Wash&Wear your walls will look freshly painted for years. Dulux Wash & Wear Semi Gloss is low odour and low VOC.



Features and Benefits

- Water based
- Withstands wear & tear
- Mark & stain resistant
- Easy to keep clean
- Low VOC & low odour
- Easy application, quick drying
- Keeps your walls looking freshly painted for years
- Reduces cleaning frequency
- Most common marks can be removed with a soft cloth
- Almost no paint smells

Standards And Certifications



Eco Choice Aotearoa
Licensed Product

Standards and Certifications

For details on these standards and certifications please reference the 'Approvals' section at the beginning of this document. Please contact your DuluxGroup representative for specific information on ESD credits / points.

Uses

Dulux Wash & Wear 101 Semi Gloss is recommended for all interior walls, including frequently cleaned areas. Suitable for use on properly prepared & primed/undercoated paper faced wallboard (Gib® Board), cement, brick, interior timber, set plaster, fibrous plaster, plaster glass, and previously painted surfaces. Dulux Wash & Wear 101 Semi Gloss is also recommended for doors, windows and trims.

Precautions and Limitations

Do not paint at temperatures below 10 °C or when the temperature of surface may fall below 10 °C during the drying period.

Do not paint if Relative Humidity is above 85% or temperature is within 3 °C of Dew Point

Avoid exposure to steam and condensation for at least 48 hours after application.

Dulux Wash & Wear Semi Gloss will reach its full mark resistance after one week. The surface can then be cleaned with a soft wet cloth. For more stubborn stains, use a wet cloth and cleaner such as Ajax Spray n' Wipe®.

Note: Some colours may require more than two coats to achieve full coverage, especially when painting over dark colours.

Performance Guide

Weather

Not recommended for exterior use.

Heat Resistance

Up to 70C

Water






Suitable for use in wet areas.

Solvent

Sensitive to aromatic hydrocarbons and alcohols.

Abrasion

Resists marring. Marks and soiling easy to remove. Excellent wet & dry burnish resistance.

Typical Properties			
Gloss Level 20 - 30 at 60 degrees		Thinner Water	
Colour Machine tint to a wide range of colours from an extensive range of bases.			
Dulux Colour Base ✓ Deep ✓ Ultra Deep ✓ Vivid White			
Components 1		Number of Coats 2	
Toxicity Lead free. Dry film is non-toxic.		V.O.C. Level All bases <16 g/L	
Meets ECNZ V.O.C. Requirements? Yes Total Volatile Organic Content (TVOC) values are calculated in accordance to the stated methodology within Green Star Technical Manuals. The TVOC content is theoretically calculated as the sum total of the known VOC values of the product's raw material components. These materials include the base paint plus additional low VOC tinter required for non-factory packaged colours.			
Touch Dry 30 Minutes			
Clean Up  Water			
Clean Up Description Clean all equipment with Water.			
Application Methods  Air Spray  Airless Spray  Brush  Roller			
Application Conditions		Solids by Volume	
		<input type="text" value="35"/>	
	Min	Max	Recommended
Wet Film Per Coat (microns)	<input type="text"/>	<input type="text"/>	<input type="text" value="70"/>
Dry Film Per Coat (microns)	<input type="text"/>	<input type="text"/>	<input type="text" value="23"/>
Recoat Time (min/hours)	<input type="text" value="2 Hours"/>	<input type="text" value="Indefinite"/>	<input type="text"/>
Theoretical Spread Rate (m ² /L)	<input type="text"/>	<input type="text"/>	<input type="text" value="16"/>

Application Guide

Surface Preparation

PREVIOUSLY PAINTED SURFACES
Wash down with sugar soap and rinse with clean water to remove any dirt, oil, or grease. Scrape and sand down any loose, peeling and flaking paint. Fill any cracks or holes with a suitable filler. Sand gloss and semi gloss finishes to allow a sound surface before top coating. Dust off. Apply one coat of Dulux Prepcoat Acrylic Sealer Undercoat or Dulux 1 Step Water Based to any areas which have been repaired or which have an uneven gloss.

BARE PAPERFACED WALLBOARD, CEMENT, BRICK
Brush down to remove all surface dust. Apply one coat of Dulux Prepcoat Acrylic Sealer Undercoat or Dulux 1 Step Water Based.

BARE INTERIOR TIMBER
Sand smooth. Dust off. Apply one coat of Dulux 1 Step Water Based.

BARE SET PLASTER, FIBROUS PLASTER, PLASTERGLASS
Brush down to remove any surface dust. Apply one coat of Dulux 1 Step Oil Based. For best results on bare set plaster and powdery surfaces apply one coat of Dulux Sealer Binder.

Application Procedure and Equipment

Brush, roller, conventional and airless spray.

BRUSH/ROLLER
Use medium nap roller (10 - 18mm). Pre-wet brushes and roller with water before commencing application. Avoid excessive brushing or rolling back into the paint which has been drying for more than 3 minutes. Thinning is not usually required. Under hot conditions application can be eased by thinning with up to 50mL water per litre and slightly dampening the surface. Apply two coats of Wash & Wear Semi Gloss ensuring that the first coat is completely dry before applying the second. Note, using poor quality or worn rollers can affect the final finish achieved. Some colours may require more than 2 coats, especially when painting over dark colours.
Stir contents thoroughly before and during use with a broad flat stirrer using an upward lifting action.

AIRLESS/CONVENTIONAL SPRAY
Suitable for application by all standard spray equipment. If necessary, to aid atomisation, up to 100 ml per litre of water may be added for conventional spray or up to 30 ml per litre of water for airless spray. Use 0.015" to 0.017" spray tip at approximate pressure of 2200 - 2600 PSI.

Health and Safety

SDS Number DLX001039	SDS Link View SDS Link
--------------------------------	---

Using Safety Precautions
For detailed information refer to the product label and the current Material Safety Data Sheet available through Dulux Sales and Customer Service offices.

Please refer to SDS Link. In case of emergency, please call 0800 220 770.

Transport and Storage

Pack A 52S LINE	
Size: 1 Litre 2 Litre 4 Litre 10 Litre	Weight: 1.4Kg 2.8Kg 5.7Kg 14Kg
Flash Point NA	UN Number NA
Dangerous Goods Class NA	Package Group NA

Disclaimer

This Data Sheet is copyright to DuluxGroup (Australia) Pty Ltd and/or DuluxGroup (New Zealand) Pty Ltd (collectively, 'Dulux'). It may not be varied or altered without the prior written consent of Dulux, and if it is, Dulux has no responsibility or liability for those variations.

Unless Dulux has provided you with a customised, project-specific specification, this Data Sheet does not represent that any particular product or product system will be suitable for your project.

Any information provided in this Data Sheet is given in good faith and is believed by Dulux to be correct at the time of publication. Products and coating systems can be expected to perform as indicated in this Data Sheet, provided the substrate is in good condition, the coatings are applied by a suitably experienced and skilled applicator, and the preparation, application and maintenance is followed strictly as set out in this Data Sheet, and as recommended on the applicable Safety Data Sheets for the relevant products, available from www.duspecplus.co.nz. Climatic conditions at application time can affect product suitability and performance.

The correct colour or colour match is the responsibility of the applicator. Colours will change over time and Dulux does not guarantee that the same colour newly mixed will match a colour applied earlier which has been subjected to weathering or other change elements. No product colour is guaranteed against colour change.

Where any liability of Dulux in respect of this Data Sheet cannot by law be excluded, Dulux's liability is limited, as permitted by law and at Dulux's option, to resupply of the relevant products or services or to reimbursing the cost of those products or services.

WHERE LEAD MAY BE PRESENT: The asset manager is responsible for verifying the presence of lead and determining whether to remove or encapsulate the lead. If lead is present, the work must be done in strict accordance with AS/ NZS 4361 Parts 1 and 2 and Worksafe Australia or New Zealand guidelines.