

NZAC00090 Dulux Acratex Acrasand

Introduction

Part A
194-51943




Description and Image

Dulux Acratex AcraSand is an extremely tough 100% pure acrylic high build coating, especially formulated to produce a granular, near flat, appearance very much like that of fine granular sandstone in two coats.

Features and Benefits

- Water based
- Easy to texture
- Versatile application
- 7 year warranty
- Easy, safe and economical clean-up.
- Range of texture profiles possible.
- Quick, efficient application with roller and brush.
- Guaranteed long term exterior durability.

Standards And Certifications

 <p>NATA Accredited: National Association of Testing Authorities</p>	 <p>Certified System: Quality ISO 9001</p>	 <p>Certified System: Environment ISO 14001</p>	
---	---	--	--

Standards and Certifications

For details on these standards and certifications please reference the 'Approvals' section at the beginning of this document. Please contact your DuluxGroup representative for specific information on ESD credits / points.

Uses

Dulux Acratex AcraSand can be used where extreme high performance is required and where a more natural granular appearance is aesthetically desired. Its mid build rheology will cover small holes and fine hairline cracks in a single fast applying / economical coat on all masonry substrates.

Typical Specifications

Typical System

Title:

AcraSand on New Express Joint FC Sheet [Exterior]

Preparation Guide

Refer full Spec

AUAC02643 Dulux Acratex AcraShield Advance / AcraSand / Green Render Sealer / Express Jointed James Hardie® ExoTec® / on New Fibre cement (FC) façade panels [Exterior]"

Coat	Product	Spread Rate (m ² /L):	WFT (micron):	DFT (micron)
Primer	Green Render Sealer	8	125	44
1st Coat	958 Acrasand	4	250	125
2nd Coat	958 Acrasand	3	250	125
3rd Coat	AcraShield Advance	6	167	75

Minimum System DFT: **369**

Performance Guide

Salt

Resists salt spray especially when top coated with DULUX AcraTex AcraShield.

Heat Resistance

Up to 90C (dry).

Water

NA

Solvent

**Resists alcohol and aliphatic hydrocarbons.
Sensitive to strong solvents.**

Abrasion

Good abrasion resistance especially when top coated with Dulux Acratex Acrashield.

Typical Properties

V.O.C. Content
< 75 g/L untinted

Clean Up

Clean up water Clean all equipment in water.

Application Methods



Brush



Roller



Hopper Gun

Specifications

Solids by Volume

50

Min

Max

Recommended

Wet Film Per Coat (microns)

250

330

250

Dry Film Per Coat (microns)

125

165

125

Theoretical Spread Rate (m²/L)

4

3

4

Drying Time

Min

Max

Recommended

Recoat Time (min/hours)

2 hours

Indefinite

Application Guide

Surface Preparation

All surfaces must be cured, clean, sound and free of all contaminants such as forms oils, release agents & mortar splashes. Surface imperfections misalignments & protrusions must be levelled, patched & completely flush to surrounding surfaces. Metal, tie wire etc on surface must be removed or treated against corrosion. Prime substrate with Dulux Acratex Acraprime. Ensure that it is cured completely and covers the substrate evenly.

Application Procedure and Equipment

Brush and nap roller.

Refer to the Dulux Acratex Application Manual for detailed instructions.

Product should be thoroughly mixed before use. Application is by brush or nap roller .

A minimum of two coats are required (minimum DFT of 125 micrometres) to avoid "holidays" in the coating.

Health and Safety

SDS Number

DLX003082

SDS Link

[View SDS Link](#)

Using Safety Precautions

Wear eye protection

Please refer to SDS Link. In case of emergency, please call 0800 220 770.

Precautions and Limitations

This product data sheets shall be read in conjunction with the Dulux specification.

To ensure colour uniformity and for optimum performance, Dulux recommend a full coating system including a Membrane topcoat.

For **all** systems, the Texture &/or Base Coat should be tinted in accordance with Tint Guide to the specified topcoat colour (or a colour as close as possible to the specified colour as product and Acratex tint rules allow).

Important: Not all colours are suitable for exterior use.

Ensure that you have adequate tinted stock to complete the job in one application.

All material must be thoroughly cross-mix to ensure tint uniformity.

It is recommended to hold a volume of finish material for future maintenance touch-ups

Practical spreading rates will vary from quoted theoretical figures depending on substrate porosity, surface roughness, overspray losses, application methods and environmental conditions (e.g. wind).

- Do not apply paint if Relative Humidity is above 85% or temperature is within 3°C of Dew Point.
- Do not apply if the surface temperature is greater than 40°C or below 10°C, or likely to fall below 10°C during the application or drying period.
- Dry times apply to a single coat at recommended spread rate and at 25°C and 50% Relative Humidity
- Allow longer times under cool, moist, or still conditions and or when applied at high film builds.
- Protect from dew, rain and frost for 48 hours when apply at the recommended spread rate.
- Avoid application in hot, windy conditions or on hot surfaces cool the surface by hosing with water and paint the cool damp surface.
- The exterior texture coatings should be cleaned on a regular basis.
- This will help maintain your overall aesthetic appearance and preserve your Acratex Texture coating system.

Cleaning once every year will remove light soil as well as grime and airborne pollutants refer Dulux Acratex Care & Maintenance Guide.

Transport and Storage

Line Shade /Pack A

194-51943

Shipment Name

Not dangerous goods.No special transport requirements.

Size:

Weight:

15 litre

23 kg

Disclaimer

This Data Sheet is copyright to DuluxGroup (Australia) Pty Ltd and/or DuluxGroup (New Zealand) Pty Ltd (collectively, 'Dulux'). It may not be varied or altered without the prior written consent of Dulux, and if it is, Dulux has no responsibility or liability for those variations.

Unless Dulux has provided you with a customised, project-specific specification, this Data Sheet does not represent that any particular product or product system will be suitable for your project.

Any information provided in this Data Sheet is given in good faith and is believed by Dulux to be correct at the time of publication. Products and coating systems can be expected to perform as indicated in this Data Sheet, provided the substrate is in good condition, the coatings are applied by a suitably experienced and skilled applicator, and the preparation, application and maintenance is followed strictly as set out in this Data Sheet, and as recommended on the applicable Safety Data Sheets for the relevant products, available from www.duspecplus.co.nz. Climatic conditions at application time can affect product suitability and performance.

The correct colour or colour match is the responsibility of the applicator. Colours will change over time and Dulux does not guarantee that the same colour newly mixed will match a colour applied earlier which has been subjected to weathering or other change elements. No product colour is guaranteed against colour change.

Where any liability of Dulux in respect of this Data Sheet cannot by law be excluded, Dulux's liability is limited, as permitted by law and at Dulux's option, to resupply of the relevant products or services or to reimbursing the cost of those products or services.

WHERE LEAD MAY BE PRESENT: The asset manager is responsible for verifying the presence of lead and determining whether to remove or encapsulate the lead. If lead is present, the work must be done in strict accordance with AS/ NZS 4361 Parts 1 and 2 and Worksafe Australia or New Zealand guidelines.