

NZAC00227 Dulux Acratex Acrashield Advance MIOX

Introduction

Part A
194X0580-15L

Approval
CONFORMS TO AS/NZS 4548.1, AS/NZS 4548.2 : Long Life Coatings

Description and Image

DULUX AcraTex AcraShield MIOX is a mid build, glimmer effects, pigmented, water based 100% acrylic coating available in matt finish. AcraShield MIOX has with excellent durability particularly as the pigment interlocks in the film to reduce moisture permeability and improve resistance to degradation by UV light.

AcraShield MIOX has an attractive sparkle finish, is available in a range of dark tone colours with a glimmer effect and is recommended on suitably primed and levelled substrate not subject to high physical abrasion.

Features and Benefits

- 10 Year Warranty
- Water Based
- Tintable
- Durable Acrylic
- Glimmer Effect
- Guaranteed long term exterior durability & water resistance.
- Easy, safe and economical clean-up.
- Extensive, dark / deep colour range.
- Resists pollution, chemical attack and dirt pick-up
- Attractive sparkle finish





Uses

DULUX AcraTex AcraShield MIOX is used as a protective topcoat over DULUX AcraTex texture coatings. It substantially upgrades the overall coating system durability & ensures greater colour consistency, especially over large areas. It significantly reduces dirt accumulation, pollution and chemical attack especially on high profile textured coatings.

System Performance Testing Data

Test Result Name:	Test Method:	Unit of Measure:	Result:	Comments:
Crack Bridging Ability "B"	AS 4548.5 Appendix F	X Film Build	5	Static Test Test Speed of 0.5mm/min Test Temp =23+/-3 degress
Tensile Strength	AS1145	MPa	2.3	Specimen type 5 Test speed 50mm/min
Elongation	AS 4548.1	%	255	Specimen type 5 Test speed 50mm/min
Wind Driven Rain	ASTM D6904	No Water Penetration	Pass	

Performance Guide	
Salt Resists salt spray.	Heat Resistance Up to 90C (dry).
Water Contributes to outstanding moisture barrier properties of full texture systems.	Solvent Resists alcohol and aliphatic hydrocarbons. Sensitive to other stronger solvents.
Abrasion Good resistance to abrasion.	Acid Resists dilute acids.
Alkali Resists dilute alkali.	

Typical Properties			
V.O.C. Content 67g/L			
Sizes 15L			
Application Methods  Air Spray  Airless Spray  Brush  Roller			
Specifications	Solids by Volume		
	<input type="text" value="45"/>		
	Min	Max	Recommended
Wet Film Per Coat (microns)	<input type="text" value="167"/>	<input type="text" value="222"/>	<input type="text" value="167"/>
Dry Film Per Coat (microns)	<input type="text" value="75"/>	<input type="text" value="100"/>	<input type="text" value="75"/>
Theoretical Spread Rate (m ² /L)	<input type="text" value="6"/>	<input type="text" value="4.5"/>	<input type="text" value="6"/>
Drying Time	Min	Max	Recommended
Recoat Time (min/hours)	<input type="text" value="2 Hours"/>	<input type="text" value="Na"/>	<input type="text" value="6"/>

Application Guide

Surface Preparation

Ensure the texture coating is completely dry, especially during winter.
The textured surface should be clean and of uniform texture and appearance.
Ensure adequate masking is used to protect adjacent surfaces.

Prime surface with Acratex Green Render Sealer. Follow tint guide recommendations. For new cementitious materials which pose a significant efflorescence risk, allow the surface to fully cured for a minimum of 28 days before coating. Remove any efflorescence before priming.

Application Procedure and Equipment

Product should be thoroughly mixed before use. Brush, roller and airless spray

Brush and roll at the same time to avoid picture framing.

A 10 mm nap roller is used depending on the type of texture being over coated. Lay-Off in one direction, Lay-off frequently.
For best Results apply by Airless Spray Typical set up is: Graco Ultra 500 using 0.019-0.021 spray tip at approx. 1000 psi.

Health and Safety

SDS Number
DLXNZLEN003153

SDS Link
[View SDS Link](#)

Using Safety Precautions
When spraying, inhalation of mists may produce respiratory irritation.

Please refer to SDS Link. In case of emergency, please call 0800 220 770.

Precautions and Limitations

To ensure colour uniformity and for optimum performance, Dulux recommend a full coating system including a MEMBRANE top coat. For ALL systems the Texture &/or Base Coat should be tinted in accordance with AcraTex Tint Guide to the specified top coat colour (or a colour as close as possible to the specified colour as product and tint rules allow). IMPORTANT: Not all colours are suitable for exterior use.

This product data sheets is to be read in conjunction with DULUX specification.

Ensure that you have adequate tinted stock to complete the job in one application. All material must be thoroughly cross-mix to ensure tint uniformity. It is recommended to hold a volume of finish material for future maintenance touch-ups

Practical spreading rates will vary from quoted theoretical figures depending on substrate porosity, surface roughness, overspray losses, application methods and environmental conditions (e.g. wind).

All preparation and painting must conform to AS/NZS 2311: The Painting of Buildings

At Commencement of coating system application, to the substrate it shall be deemed that the Applicator has certified that the surface which the coating/s is to be applied to, is fit to receive the specified coating(s) system.

Do not apply paint if Relative Humidity is above 85% or temperature is within 3°C of Dew Point.
Do not apply if the surface temperature is greater than 40°C or below 10°C, or likely to fall below 10°C during the application or drying period.

Dry times apply to a single coat at recommended spread rate and at 25°C and 50% Relative Humidity

Allow longer times under cool, moist, or still conditions and or when applied at high film builds.

Protect from dew, rain and frost for 48 hours when apply at the recommended spread rate.

Avoid application in hot, windy conditions or on hot surfaces cool the surface by hosing with water and paint the cool damp surface.

Application techniques should be adjusted to achieve the recommended DFT and finishing standard.

To avoid "Picture Framing" of texture topcoats "wet on wet" cutting in & coating technique is recommended or apply multiple coats thinning the first coat.

The coastal area is considered a marine environment and as such salt potentially can shorten the life of the coating systems. Care needs to be taken to wash down all areas twice. Once to remove surface contaminants and raise salts to the surface and then secondly to remove these salts.

Due to the locality, weather conditions and lag time between applications of the coating system it may require the need to wash again, between coats.

When the Applicator is preparing the site sample for approval he should advise the Project Superintendent if the substrate condition is not of sufficient standard to produce the specified finish.

A DULUX warranty can be provided on request, when the FULL AcraTex system including a membrane topcoat/s is applied by a DULUX AcraTex applicator, according to specification, & at the specified spreading rates, & to the surface preparation details described in the DULUX AcraTex Specification.

The dynamics of the substrate is outside the control of Dulux and as such joint deformation or cracking is excluded from warranty terms.

Colour change is a natural part of a coating weathering and is excluded from warranty terms. Refer warranty document for full terms and conditions.

Fungi and Algae can exist on virtually any surface (even glass) provided the right conditions for growth are met. Visible growth on painted surfaces is typically caused by contaminants present together with the presence of high enough levels of moisture to support growth. Agents in paints become ineffective where they cannot "touch" the growth source (eg where growth emanates from deposits on the film). Additionally the active agents are "consumed" in the process such that protection is time limited where conditions support ongoing growth performance is greatly improved with the inclusion of a membrane Top coat like Dulux AcraTex AcraShield Advance. Refer: <http://www.dulux.com.au/specifier/our-brands/dulux-acratex/more-than-just-render>

The exterior texture coatings should be cleaned on a regular basis. This will help maintain your overall aesthetic appearance and preserve your AcraTex Texture coating system. Cleaning once every year will remove light soil as well as grime and airborne pollutants refer Dulux AcraTex Care & Maintenance

Guide. Refer <http://www.dulux.com.au/specifier/our-brands/dulux-acratex/acratex-care-and-maintenance>

SURFACTANT LEACHING FROM EXTERIOR WATER-BASED COATINGS

Occasionally amber, clear or white spots/streaks are seen on a newly painted surface within the first few weeks after application. They usually appear after light rain or overnight dew and generally located in sheltered areas or areas with limited sun exposure. Under normal conditions surfactant contained in the tinted paint colour is slowly leached to the surface and washed away by rain leaving no trace and is a normal part of drying of any exterior water-based paint. Under certain atmospheric conditions and these surfactants leach or migrate to the paint surface, is concentrated forms and leaves clear or white deposits upon drying. These conditions include cool or humid weather or painting cold substrate and in most cases these marks on the wall surfaces are more noticeable on dark colours, such as browns or dark greens, etc.. The clear/white surfactants that have migrated to the wall surface areas will cause no down grading nor performance changes or long term durability concerns of the paint films integrity and unfortunately have become an appearance issue instead. They easily removed from the paint film within a week or so of their appearance by washing with warm water & commercial grade detergent or Spray'n'Wipe followed by rinsing with fresh clean water. Under severe conditions they may reappear once or twice until all the surfactant has been removed. It will be less noticeable each time, and can be removed in the same manner as before. Refer http://www.dulux.com.au/pdf/tech-advice/DLX_TECH_Leaching.pdf

Transport and Storage	
Line Shade /Pack A 194X0580-15L	Shipment Name Not classified as Dangerous Goods by the criteria of the New Zealand NZS5433: "Transport of Dangerous Goods on Land"
Size: <input type="text" value="15L"/>	Weight: <input type="text" value="24.5 Kg"/>

Disclaimer

This Data Sheet is copyright to DuluxGroup (Australia) Pty Ltd and/or DuluxGroup (New Zealand) Pty Ltd (collectively, 'Dulux'). It may not be varied or altered without the prior written consent of Dulux, and if it is, Dulux has no responsibility or liability for those variations.

Unless Dulux has provided you with a customised, project-specific specification, this Data Sheet does not represent that any particular product or product system will be suitable for your project.

Any information provided in this Data Sheet is given in good faith and is believed by Dulux to be correct at the time of publication. Products and coating systems can be expected to perform as indicated in this Data Sheet, provided the substrate is in good condition, the coatings are applied by a suitably experienced and skilled applicator, and the preparation, application and maintenance is followed strictly as set out in this Data Sheet, and as recommended on the applicable Safety Data Sheets for the relevant products, available from www.duspecplus.com.au. Climatic conditions at application time can affect product suitability and performance.

The correct colour or colour match is the responsibility of the applicator. Colours will change over time and Dulux does not guarantee that the same colour newly mixed will match a colour applied earlier which has been subjected to weathering or other change elements. No product colour is guaranteed against colour change.

Where any liability of Dulux in respect of this Data Sheet cannot by law be excluded, Dulux's liability is limited, as permitted by law and at Dulux's option, to resupply of the relevant products or services or to reimbursing the cost of those products or services.

WHERE LEAD MAY BE PRESENT: The asset manager is responsible for verifying the presence of lead and determining whether to remove or encapsulate the lead. If lead is present, the work must be done in strict accordance with AS 4361 Parts 1 and 2 and Worksafe Australia guidelines.