

NZDU00255 Dulux Super Enamel Semi Gloss

Introduction

Part A
378 LINE

Approvals
APAS 0015/3 (Vivid White Base only)

Description and Image

Dulux Super Enamel Semi Gloss is an oil based, hard-wearing, long-life finish suitable for all interior surfaces. Dulux Super Enamel Semi Gloss is highly recommended for doors, architraves and timber trim in heavy traffic areas such as hallways and family rooms.



Features and Benefits

- Oil based
- Hard wearing
- Water resistant
- Semi gloss finish
- Provides a long lasting, tough, quality finish.
- Ideal for heavy traffic areas in commercial and domestic buildings.
- Suitable for all 'wet' or steamy areas.
- Aesthetic appeal of subdued gloss level suitable for walls & ceilings

Uses

Use Dulux Super Enamel Semi Gloss as a high quality semi gloss enamel finish on correctly primed or undercoated interior timber, masonry, plaster and metal surfaces. Its hard wearing properties suit it to areas subject to heavy traffic in commercial and industrial buildings.

✓ **Interior**

Precautions and Limitations

All preparation and painting must conform to AS2311: The Painting of Buildings.

Tinter if added should be shaken and stirred in immediately and thoroughly. Do not apply if the surface temperature is below 10 degrees or when the temperature of surface may fall below 10 degrees during the drying period.






All enamels will yellow with age. This can be accelerated by darkness, heat and exposure to ammonia from freshly painted acrylic paints and some cleaning agents, particularly during the drying period.

Darker colours will show more signs of marking and scuffing than lighter colours. Dark colours provide a background against which any foreign material on the surface – even a thin clear film – can be seen as a localised difference of colour and/or gloss against the surrounding area. This is, unfortunately, endemic across all coating types, no matter what substrate they are applied over.

Performance Guide

Weather Not recommended for exterior use.	Salt Very good resistance to splash and spillage of non-caustic salt solution
Heat Resistance Up to 120C. Premature yellow and embrittlement will occur if film subject to 120C continuously.	Water Excellent resistance to condensation and water splash
Solvent Resists alcohol, mineral turpentine and similar solvents.	Abrasion Excellent
Acid Fair	Alkali Fair

Typical Properties

Gloss Level 35-45 at 60 degrees	Thinner Mineral Turpentine
Colour Machine tinted to a full range of colours from an extensive range of white and coloured bases.	
Components 1	
Toxicity Lead free. Dry film is non-toxic and conforms to AS1647, Part 3.	V.O.C. Level < 391g/L untinted
Touch Dry 4 Hours	
Clean Up  Thinner	
Clean Up Description Clean all equipment with Mineral Turpentine.	
Application Methods  Air Spray  Airless Spray  Brush  Roller	
Application Conditions Solids by Volume <div>51</div> Min Max Recommended	

Wet Film Per Coat (microns)	63	63	63
Dry Film Per Coat (microns)	32	32	32
Recoat Time (min/hours)	16 Hours	Indefinite	
Theoretical Spread Rate (m ² /L)	16	16	16

Application Guide

Surface Preparation

Remove grease, oil, etc. by washing with a commercial paint cleaner. Thoroughly rinse and allow to dry. Acid and alkali contamination should be removed by thorough rinsing with clean water. Efflorescence or mould on plaster, masonry or timber surfaces must be treated. Rust, millscale, oxide deposits, loose or flaking paint or other foreign material on metal surfaces should be removed in accordance with the requirements of the chosen system, then apply primer, sealer or undercoat as required.

Application Procedure and Equipment

Brush, roller, conventional and airless spray

Stir contents thoroughly before and during use with a broad flat stirrer, using an upward lifting action.

Brush/Roller

This product can be applied by brush or roller straight from the can. Apply two full coats allowing 16 hours dry followed by light sanding between coats. If necessary up to 50 ml per litre of Mineral Turpentine may be added to ease application.

Airless/Conventional Spray

Suitable for application by all standard spray equipment. Apply wet even coats. Up to 125 ml per litre of Dulux Spraying Thinner may be added to aid atomisation for application by conventional spray and up to 30 ml per litre for application by airless spray.

Health and Safety

SDS Number

DLXGHCEN001003

SDS Link

[View SDS Link](#)

Please refer to SDS Link. In case of emergency, please call 0800 220 770.

Transport and Storage

Pack A

378 LINE

Size:

500 ml 1 Litre 4 Litre 10 Litre

Weight:

0.8 Kg 1.5 Kg 6.0 Kg 14.7 Kg

Flash Point

>23C

UN Number

1263

Dangerous Goods Class

3

Package Group

III

Disclaimer

This Data Sheet is copyright to DuluxGroup (Australia) Pty Ltd and/or DuluxGroup (New Zealand) Pty Ltd (collectively, 'Dulux'). It may not be varied or altered without the prior written consent of Dulux, and if it is, Dulux has no responsibility or liability for those variations.

Unless Dulux has provided you with a customised, project-specific specification, this Data Sheet does not represent that any particular product or product system will be suitable for your project.

Any information provided in this Data Sheet is given in good faith and is believed by Dulux to be correct at the time of publication. Products and coating systems can be expected to perform as indicated in this Data Sheet, provided the substrate is in good condition, the coatings are applied by a suitably experienced and skilled applicator, and the preparation, application and maintenance is followed strictly as set out in this Data Sheet, and as recommended on the applicable Safety Data Sheets for the relevant products, available from www.duspecplus.co.nz. Climatic conditions at application time can affect product suitability and performance.

The correct colour or colour match is the responsibility of the applicator. Colours will change over time and Dulux does not guarantee that the same colour newly mixed will match a colour applied earlier which has been subjected to weathering or other change elements. No product colour is guaranteed against colour change.

Where any liability of Dulux in respect of this Data Sheet cannot by law be excluded, Dulux's liability is limited, as permitted by law and at Dulux's option, to resupply of the relevant products or services or to reimbursing the cost of those products or services.

WHERE LEAD MAY BE PRESENT: The asset manager is responsible for verifying the presence of lead and determining whether to remove or encapsulate the lead. If lead is present, the work must be done in strict accordance with AS/ NZS 4361 Parts 1 and 2 and Worksafe Australia or New Zealand guidelines.