

NZDU00421 Dulux Design Coloured Chalkboard

Introduction

Product Code
690-D0058

Description and Image

Dulux Design Coloured Chalkboard is a water based tintable matt interior effect paint used as a quick convenient way of turning most surfaces into an instant chalkboard.

Features and Benefits

- Flat sheen
- Water based
- Tintable
- Suitable for chalkboards
- Same day recoat, easy clean up and low odour
- Tintable to any colour from an Ultra Deep Base

Uses

Dulux Design Coloured Chalkboard can be applied over previously coated chalkboard surfaces as well as many other areas such as walls and doors including kitchens and children's bedrooms where a matt chalkboard is required. This product is not designed for use on industrially manufactured school chalkboards.

Precautions and Limitations

All preparation and painting must conform to AS/NSZ 2311: The Painting of Buildings. Do not use at temperatures below 10°C, or when the temperature of the surface may fall below 10°C during the drying period. Avoid exposure to steam and condensation for 48 hours after application. Although the film is dry to touch in 30 minutes, allow 7 days for film to fully cure. To care for the new chalkboard, avoid using it for at least 48 hours after painting. This will allow the chalkboard to be fully hardened and provide the best results. In humid or cool conditions allow a longer drying time of 72 hours. Use normal dusters to remove chalk, however the most effective method of removal is to lightly wash with a damp cloth or sponge.

Performance Guide

Weather

Designed for interior use only. Not recommended for exterior use.

Heat Resistance




Resists temperatures up to 60°C.

Water

Not recommended for wet areas.

Solvent

Sensitive to aromatic hydrocarbons and alcohols.

Typical Properties			
Gloss Level Flat	Thinner Not recommended		
Colour Tintable to any colour from an Ultra Deep Base			
Dulux Colour Base ✓ Ultra Deep			
Components 1	Number of Coats 2		
Toxicity Lead free. Dry film is non-toxic and conforms to AS 1647, Part 3.	V.O.C. Level < 55g/L untinted		
Touch Dry 30 Minutes (25°C, 50% RH)			
Clean Up  Water			
Application Methods  Brush  Roller			
Application Conditions			
	Min	Max	Recommended
Recoat Time (min/hours)	<input type="text" value="2 hours"/>	<input type="text" value="Indefinite"/>	<input type="text"/>
Theoretical Spread Rate (m ² /L)	<input type="text"/>	<input type="text"/>	<input type="text" value="16"/>

Application Guide
<p>Surface Preparation</p> <p>PREVIOUSLY PAINTED SURFACES Scrape off any loose and flaking paint. Fill any imperfections with appropriate filler and sand smooth. Dust off and undercoat with one coat of Dulux 1 Step Acrylic Primer Sealer Undercoat. Previously Painted Chalkboard (not suitable for industrially manufactured school chalkboards): Sand surface. Dust off. Apply one coat of Dulux 1 Step Acrylic Primer Sealer Undercoat.</p> <p>UNPAINTED SURFACES Bare Paperfaced Plasterboard, Cement, Brick: Brush down to remove any surface dust. Apply one coat of Dulux 1 Step Acrylic Sealer Primer Undercoat. Bare Interior Timber: Sand smooth. Dust off. Apply one coat of Dulux 1 Step Acrylic Sealer Primer Undercoat. Bare Set Plaster, Fibrous Plaster, Plasterglass: Brush down to remove any surface dust. Apply one coat of Dulux Precision Sealer Binder Metal Surfaces: Thoroughly degrease and apply Dulux Precision All Metal Primer. Repainting over Dulux Design Coloured Chalkboard - apply one coat of Dulux Acrylic Sealer Undercoat with a medium nap roller and allow to dry. Apply two coats of your chosen interior paint.</p>
<p>Application Procedure and Equipment</p> <p>Stir well with a broad flat paddle using an up and down scooping action. Apply two coats ensuring that the first coat is completely dry before applying the second. Use a good quality brush to cut in and a short nap roller in good condition to achieve the best results - remember using poor or worn rollers can effect the final finish achieved. Avoid using Dulux Design Coloured Chalkboard for at least 48 hours after painting.</p>

Health and Safety	
SDS Number DLX002640	SDS Link View SDS Link
Using Safety Precautions For detailed information refer to the product label and the current Material Safety Data Sheet available through Dulux Customer Service.	
Please refer to SDS Link. In case of emergency, please call 0800 220 770.	

Transport and Storage	
Pack A 690-D0058	
Size: <input type="text" value="500 mL"/>	Weight: <input type="text" value="0.716 kg"/>
Dangerous Goods Class Not dangerous goods. No special transport requirements.	

Disclaimer

This Data Sheet is copyright to DuluxGroup (Australia) Pty Ltd and/or DuluxGroup (New Zealand) Pty Ltd (collectively, 'Dulux'). It may not be varied or altered without the prior written consent of Dulux, and if it is, Dulux has no responsibility or liability for those variations.

Unless Dulux has provided you with a customised, project-specific specification, this Data Sheet does not represent that any particular product or product system will be suitable for your project.

Any information provided in this Data Sheet is given in good faith and is believed by Dulux to be correct at the time of publication. Products and coating systems can be expected to perform as indicated in this Data Sheet, provided the substrate is in good condition, the coatings are applied by a suitably experienced and skilled applicator, and the preparation, application and maintenance is followed strictly as set out in this Data Sheet, and as recommended on the applicable Safety Data Sheets for the relevant products, available from www.duspecplus.co.nz. Climatic conditions at application time can affect product suitability and performance.

The correct colour or colour match is the responsibility of the applicator. Colours will change over time and Dulux does not guarantee that the same colour newly mixed will match a colour applied earlier which has been subjected to weathering or other change elements. No product colour is guaranteed against colour change.

Where any liability of Dulux in respect of this Data Sheet cannot by law be excluded, Dulux's liability is limited, as permitted by law and at Dulux's option, to resupply of the relevant products or services or to reimbursing the cost of those products or services.

WHERE LEAD MAY BE PRESENT: The asset manager is responsible for verifying the presence of lead and determining whether to remove or encapsulate the lead. If lead is present, the work must be done in strict accordance with AS/ NZS 4361 Parts 1 and 2 and Worksafe Australia or New Zealand guidelines.