

NZAC00102 Dulux AcraTex Acraprime Water Based

Introduction

Part A
194-20809

Description and Image



Dulux AcraTex Acraprime Water Based acrylic primer/sealer conditions the surface and unifies substrate porosity.



Features and Benefits

- Water based
- Penetrates masonry surfaces
- Seals masonry surfaces
- Easy application and economical clean up.
- Foundation for uniform adhesion & extended durability of texture coats
- Ensures consistent appearance and finish of total system.

Standards And Certifications

 <p>Quality Certified System: Quality ISO 9001</p>	 <p>Environment Certified System: ISO 14001</p>	
---	--	--

Standards and Certifications
For details on these standards and certifications please reference the 'Approvals' section at the beginning of this document. Please contact your DuluxGroup representative for specific information on ESD credits / points.

Uses

Dulux AcraTex AcraPrime Water Based acrylic primer/sealer is applied to the substrate to unify the substrate porosity, it ensures maximum adhesion and provides excellent key for following texture coats, particularly Dulux AcraTex Roll On, Trowel On, Spray On, Acrashield.

Typical Specifications

Typical System

Title:

Typical Minimum Specification Rendered Masonry Substrates

Preparation Guide

AUAC01511 Dulux AcraTex AcraShield Advance / Dulux AcraTex 950 Roll On 00 Fine Texture Roller Finish on New Concrete walls - Off Form, Tilt Up, Pre Cast [Exterior]

Coat	Product	Spread Rate (m ² /L):	WFT (micron):	DFT (micron)
Prep Coat	BondFree Concentrate	7	0	0
1st Coat	Acraprime Water Based	10	65	20
2nd Coat	Roll On 00	1.3	800	480
3rd Coat	AcraShield Advance	6.0	167	75

Minimum System DFT: **575**

Notes:

At commencement of coating system application to the substrate it shall be deemed that the Applicator has certified that the surface which it is to be applied to is fit receive this specified coatings system.






When the Applicator is preparing the site sample for approval he should advise the Project Superintendent if the substrate condition is not of sufficient standard to produce the specified finish.

Where a substrate is deemed friable & powdery, dried, cured & aged for 28 days or more AcraPrime Water Based Primer is to be substituted with the deep penetrating AcraPrime Solvent Based sealer for maximum surface consolidation

Where sound site mixed render or pre-mixed bagged render or concrete substrate have been not allowed to dry, cure & or aged for 28 days or more Green Render Sealer should be substituted with AcraPrime Water Based Primer.

Performance Guide

Salt N/A	Heat Resistance Up to 90C when top coated.
Water Resists rain and condensation when top coated.	Solvent Resists aliphatic hydrocarbons, sensitive to alcohols and strong solvents.
Abrasion Resists abrasion when top coated.	Acid N/A
Alkali N/A	

Typical Properties			
V.O.C. Content < 5 g/L untinted			
Clean Up  Water			
Meets ECNZ V.O.C. Requirements? Yes Total Volatile Organic Content (TVOC) values are calculated in accordance to the stated methodology within Green Star Technical Manuals. The TVOC content is theoretically calculated as the sum total of the known VOC values of the product's raw material components. These materials include the base paint plus additional low VOC tinter required for non-factory packaged colours.			
Application Methods  Air Spray  Airless Spray  Brush  Roller			
Specifications	Solids by Volume		
	<input type="text" value="30"/>		
	Min	Max	Recommended
Wet Film Per Coat (microns)	<input type="text" value="65"/>	<input type="text" value="130"/>	<input type="text" value="65"/>
Dry Film Per Coat (microns)	<input type="text" value="20"/>	<input type="text" value="40"/>	<input type="text" value="20"/>
Theoretical Spread Rate (m ² /L)	<input type="text" value="10"/>	<input type="text" value="5"/>	<input type="text" value="10"/>
Drying Time	Min	Max	Recommended
Recoat Time (min/hours)	<input type="text" value="2 Hours"/>	<input type="text" value="NA"/>	<input type="text"/>

Application Guide

Surface Preparation

All surfaces must be cured, clean, sound and free of all contaminants such as form oils, release agents & mortar splashes. Surface imperfections, misalignments and protrusions must be levelled & patched & completely flush to surrounding surfaces. Metal, tie wire, etc on surface must be removed or treated against corrosion.

Substrate Moisture Content:
Moisture Content of dense concrete prior to coating should be less than 8% measured to a depth of at least 25mm and not be subject to re-wetting from latent sub-surface moisture or external sources. Typically this requires 8-12 weeks drying of dense precast or cast insitu concrete. Accurate measurement of concrete moisture content requires specialist equipment (typically involving drilling and insertion of probes embedded in an electrically conductive gel)

Indicative surface spot measurement using a device with fine surface needle probes (generally referred to as "Equivalent Wood Moisture or EWM") is less reliable in discerning sub surface moisture and may produce variable results dependent on the density of the masonry under test and the presence of any substrate salts which can affect conductivity. Some units can operate in search or survey mode providing indications of potential sub surface areas of concern.

Typically, "EWM" content prior to coating should be less than 12% and it is recommended that area review includes sub surface surveying to identify potential areas of concern.

Alternatively a practical test to confirm "concrete safe to paint" involves taping (sealing all edges) of a 1m x 1m clear plastic sheet the concrete surface and leaving for 24 hours. Darkening of the concrete under the film or condensation on the underside of the film indicates the presence of excessive moisture

Application Procedure and Equipment

Brush, roller, conventional or airless spray.
Product should be thoroughly mixed before use. Refer to the Dulux Acratex Application Manual for detailed application instructions.

Dulux Acratex Acraprime Water Based may be applied by roller, conventional or airless spray. A brush is required to cut in around edges and obstacles.

Typical airless set-up: Graco Ultra 500 using 0.011-0.013 spray tip at approx. 1000 psi.

Health and Safety

SDS Number DLX003073	SDS Link View SDS Link
--------------------------------	---

Using Safety Precautions
Wear eye protection.

Please refer to SDS Link. In case of emergency, please call 0800 220 770.

Precautions and Limitations

This product data sheets shall be read in conjunction with the Dulux specification.

To ensure colour uniformity and for optimum performance, Dulux recommend a full coating system including a Membrane topcoat.

For **all** systems, the Texture &/or Base Coat should be tinted in accordance with Tint Guide to the specified topcoat colour (or a colour as close as possible to the specified colour as product and Acratex tint rules allow).

Important: Not all colours are suitable for exterior use.

Ensure that you have adequate tinted stock to complete the job in one application.

All material must be thoroughly cross-mix to ensure tint uniformity.

It is recommended to hold a volume of finish material for future maintenance touch-ups

Practical spreading rates will vary from quoted theoretical figures depending on substrate porosity, surface roughness, overspray losses, application methods and environmental conditions (e.g. wind).

- Do not apply paint if Relative Humidity is above 85% or temperature is within 3°C of Dew Point.
- Do not apply if the surface temperature is greater than 40°C or below 10°C, or likely to fall below 10°C during the application or drying period.
- Dry times apply to a single coat at recommended spread rate and at 25°C and 50% Relative Humidity
- Allow longer times under cool, moist, or still conditions and or when applied at high film builds.
- Protect from dew, rain and frost for 48 hours when apply at the recommended spread rate.
- Avoid application in hot, windy conditions or on hot surfaces cool the surface by hosing with water and paint the cool damp surface.
- The exterior texture coatings should be cleaned on a regular basis.
- This will help maintain your overall aesthetic appearance and preserve your Acratex Texture coating system.

Cleaning once every year will remove light soil as well as grime and airborne pollutants refer Dulux Acratex Care & Maintenance Guide.

Transport and Storage

Line Shade /Pack A 194-20809	Shipment Name Not dangerous goods.; No special transport requirements.
Size: 15 Litre	Weight: 21.5 Kg

Disclaimer

This Data Sheet is copyright to DuluxGroup (Australia) Pty Ltd and/or DuluxGroup (New Zealand) Pty Ltd (collectively, 'Dulux'). It may not be varied or altered without the prior written consent of Dulux, and if it is, Dulux has no responsibility or liability for those variations.

Unless Dulux has provided you with a customised, project-specific specification, this Data Sheet does not represent that any particular product or product system will be suitable for your project.

Any information provided in this Data Sheet is given in good faith and is believed by Dulux to be correct at the time of publication. Products and coating systems can be expected to perform as indicated in this Data Sheet, provided the substrate is in good condition, the coatings are applied by a suitably experienced and skilled applicator, and the preparation, application and maintenance is followed strictly as set out in this Data Sheet, and as recommended on the applicable Safety Data Sheets for the relevant products, available from www.duspecplus.com.au. Climatic conditions at application time can affect product suitability and performance.

The correct colour or colour match is the responsibility of the applicator. Colours will change over time and Dulux does not guarantee that the same colour newly mixed will match a colour applied earlier which has been subjected to weathering or other change elements. No product colour is guaranteed against colour change.

Where any liability of Dulux in respect of this Data Sheet cannot by law be excluded, Dulux's liability is limited, as permitted by law and at Dulux's option, to resupply of the relevant products or services or to reimbursing the cost of those products or services.

WHERE LEAD MAY BE PRESENT: The asset manager is responsible for verifying the presence of lead and determining whether to remove or encapsulate the lead. If lead is present, the work must be done in strict accordance with AS 4361 Parts 1 and 2 and Worksafe Australia guidelines.