

NZPR00314 Dulux Professional Fast Finish Wet on Wet Enamel Semi Gloss

Introduction

Line Shade
56T-84179

Description and Image

A highly innovative water based enamel with time-saving features like wet-on-wet applications and anti-sag technology. Suitable for doors, windows and trim.
Can be used in most areas where traditional oil based enamels are used, with all the time saving benefits of an acrylic paint.



Features and Benefits

- Enamel like finish
- Very Low VOC(<5g/L)
- Fast drying
- Optimised for spray application
- Low odour
- Ideal for doors, windows and trim
- Wet-on-wet technology - 1 minute recoat
- Anti-sag technology to stop sags and runs from occurring

Uses

Suitable for interior and exterior use (doors, windows, trim).




✓ Interior ✓ Exterior ✓ Doors, Windows & Trim

Precautions and Limitations

All preparation and painting must conform to AS2311: The Painting of Buildings. Do not use at temperatures below 10C, or when the temperature of surface may fall below 10C during the drying period. Avoid exposure to steam and condensation for 48 hours after application. Although the film is dry to touch in 30 minutes allow 7 days for film to fully cure before washing. Tinted Colours: Ensure that the paint is thoroughly shaken and stirred immediately after addition of tinter to the can and again before use.

Do not use Dulux Precision Maximum Strength Adhesion Primer with Dulux Professional Fast Finish Water Based Enamel Semi Gloss. Dulux Professional Total Prep can be used instead.

Performance Guide	
Weather Designed for interior and Exterior use.	
Heat Resistance Softens and sticks to other painted surfaces over 70C	Water Suitable for use in wet areas
Solvent Sensitive to aromatic hydrocarbons and alcohols	Abrasion Good wet and dry burnish resistance and stain removal

Typical Properties			
Gloss Level 35 - 45 at 60 degrees		Thinner Water	
Colour White & machine tinted to a wide range of colours from white.			
Dulux Colour Base ✔ White			
Components 1		Number of Coats 2	
V.O.C. Level < 5 g/L			
Touch Dry 30 minutes			
Clean Up <div> Water</div>			
Clean Up Description Clean all equipment with water			
Application Methods <div><div> Air Spray</div><div> Airless Spray</div></div>			
Application Conditions		Solids by Volume	
		<div>34.1</div>	
	Min	Max	Recommended
Wet Film Per Coat (microns)	<div>62.5</div>	<div>62.5</div>	<div>62.5</div>
Dry Film Per Coat (microns)	<div>21.6</div>	<div>21.6</div>	<div>21.6</div>
Recoat Time (min/hours)	<div>1 min</div>	<div>15 mins</div>	<div></div>
Theoretical Spread Rate (m²/L)	<div>16</div>	<div>16</div>	<div>16</div>
Typical Property Notes If applying Wet-on-Wet recoating can take place up to 15 minutes or after 2 hours.			

Application Guide

Surface Preparation

Previously painted surfaces (except cement sheet) must be sanded to remove all loose, powdery and flaking paint. Wash down with sugar soap and rinse with clean water to remove any dirt, oil or grease. Treat any mould present on the surface with a bleach solution diluted 3 to 1 with water, then wash again with fresh water. Sand all gloss & semi-gloss surfaces to a dull finish. Fill any cracks or holes with a suitable filler, sand and dust off. Bare plasterboard or timber should be prepared by applying a suitable undercoat or primer.

Note :

Do not use Dulux Precision Maximum Strength Adhesion Primer with Dulux Professional Fast Finish Water Based Enamel Semi Gloss. Dulux Professional Total Prep can be used instead.

Application Procedure and Equipment

* Some colours may require more than the recommended number of coats to achieve full opacity.

Brush, roller and spray

Stir well before use with a wide (approx 25mm) flat stirrer in a circular, lifting motion. Apply two coats by brush, roller or spray allowing at least two hours drying time between coats.

Airless Spray Advice

Tip size: 0.008– 0.012"

Pressure: 1300–1700psi

Air-Assisted Airless spray advice

Tip size: 0.008– 0.012"

Pressure: 900–1300psi

If spraying, DO NOT THIN PRODUCT, thinning is not required. Thinning will affect the sag properties of the paint. For touch up using roller or brush, up to 100ml of water per litre may be added.

Health and Safety

SDS Number

DLXNZ7EN004349

SDS Link

[View SDS Link](#)

Personal Equipment

SAFETY SHOES, OVERALLS, GLOVES, SAFETY GLASSES, SUITABLE RESPIRATOR

Using Safety Precautions

Keep out of reach of children. Provide adequate ventilation.

Keep windows and doors open during use and while drying. If spraying follow equipment guidelines and wear a suitable respirator.

Please refer to SDS Link. In case of emergency, please call 0800 220 770.

Transport and Storage	
Pack A 56T 84179	
Size: <div>10 Litres 4 Litres</div>	Weight: <div>13.382 Kg 5.936 Kg</div>
Flash Point NA	UN Number NA
Dangerous Goods Class NA	Package Group NA

Disclaimer

This Data Sheet is copyright to DuluxGroup (Australia) Pty Ltd and/or DuluxGroup (New Zealand) Pty Ltd (collectively, 'Dulux'). It may not be varied or altered without the prior written consent of Dulux, and if it is, Dulux has no responsibility or liability for those variations.

Unless Dulux has provided you with a customised, project-specific specification, this Data Sheet does not represent that any particular product or product system will be suitable for your project.

Any information provided in this Data Sheet is given in good faith and is believed by Dulux to be correct at the time of publication. Products and coating systems can be expected to perform as indicated in this Data Sheet, provided the substrate is in good condition, the coatings are applied by a suitably experienced and skilled applicator, and the preparation, application and maintenance is followed strictly as set out in this Data Sheet, and as recommended on the applicable Safety Data Sheets for the relevant products, available from www.duspecplus.com.au. Climatic conditions at application time can affect product suitability and performance.

The correct colour or colour match is the responsibility of the applicator. Colours will change over time and Dulux does not guarantee that the same colour newly mixed will match a colour applied earlier which has been subjected to weathering or other change elements. No product colour is guaranteed against colour change.

Where any liability of Dulux in respect of this Data Sheet cannot by law be excluded, Dulux's liability is limited, as permitted by law and at Dulux's option, to resupply of the relevant products or services or to reimbursing the cost of those products or services.

WHERE LEAD MAY BE PRESENT: The asset manager is responsible for verifying the presence of lead and determining whether to remove or encapsulate the lead. If lead is present, the work must be done in strict accordance with AS 4361 Parts 1 and 2 and Worksafe Australia guidelines.