

NZAC00074 Dulux Acratex AcraShield Advance Matt

Introduction

Part A
194 line

Approval
CONFORMS TO AS4548.1, AS4548.2 : Long Life Coatings for Masonry

Description and Image




Dulux Acratex AcraShield Advance is a high build, pigmented, water based 100% acrylic coating available in matt, low gloss and gloss finishes. It is designed to overcoat Dulux Acratex textured coatings.



Features and Benefits

- 10 year warranty
- Water based
- Tintable
- Durable acrylic
- Flexible
- AntiCarbonation Properties
- Guaranteed long term exterior durability & water resistance.
- Easy, safe and economical clean-up.
- Extensive, deep colour range.
- Resists pollution, chemical attack and dirt pick-up.
- Crack bridging 6 times average film build.
- Resistance of Diffusion of Carbon Dioxide.

Standards And Certifications

 <p>NATA Accredited: National Association of Testing Authorities</p>	 <p>Certified System: Quality ISO 9001</p>	 <p>Certified System: Environment ISO 14001</p>	
---	---	--	--

Standards and Certifications

For details on these standards and certifications please reference the 'Approvals' section at the beginning of this document. Please contact your DuluxGroup representative for specific information on ESD credits / points.




Uses

Dulux Acratex Acrashield Advance is used as a protective topcoat over Dulux Acratex texture coatings. It substantially upgrades the overall coating system durability & ensures greater colour consistency, especially over large areas. It significantly improves washability, reduces dirt accumulation, pollution and chemical attack especially on high profile textured coatings.

System Performance Testing Data

Test Result Name:	Test Method:	Unit of Measure:	Result:	Comments:
Carbon Dioxide Diffusion	AS 4548.5 Appendix D	cm ² per sec	2.2 x 10 ⁻⁰⁷	Diffusion resistance coefficient (u) = 750600 Equivalent thickness of Concrete (Sc) = 75cm Equivalent air layer thickness (R) = 301m
Chloride Ion Diffusion	AS 4548.5 Appendix E	m ² / sec	2.4 x 10 ⁻¹⁴	190 days
Water Transmission	AS 4548.5 Appendix C	g/m ² /24hr/kPa	7	48 hrs
Water Vapour Transmission	AS 4548.5 Appendix C	g/m ² /24h	45	Equivalent Air Layer (SD) m = 1 Vapour diffusion coefficient: 1.3 x 10 ⁻³ cm ² /sec Permeance: 2.0 x 10 ⁻⁷ g/Pa s m ²
Crack Bridging Ability "B"	AS 4548.5 Appendix F	X Film Build	6.8 (av)	Static Test Test Speed of 0.5mm/min Test Temp =23+/-3 degress
Tensile Strength	AS1145	MPa	2.3	Specimen type 5 Test speed 50mm/min
Elongation	AS 4548.1	%	255	Specimen type 5 Test speed 50mm/min
Heat & Smoke Release	AS/NZS 3837:1998	m ² /Kg	13.8	Group 1
Wind Driven Rain (Cyclone Testing)	ASTM D6904	No Water Penetration	Pass	

Performance Guide	
Salt Resists salt spray.	Heat Resistance Up to 90C (dry).
Water Contributes to outstanding moisture barrier properties of full texture systems.	Solvent Resists alcohol and aliphatic hydrocarbons. Sensitive to other stronger solvents.
Abrasion Very good resistance to abrasion.	Acid Resists dilute acids.
Alkali Resists dilute alkali.	

Typical Properties			
V.O.C. Content <90g/L			
Clean Up Clean up water Clean all equipment with water after use.			
Application Methods <div>  Air Spray  Brush  Roller </div>			
Specifications	Solids by Volume		
	<div>45</div>		
	Min	Max	Recommended
Wet Film Per Coat (microns)	<div>167</div>	<div>222</div>	<div>167</div>
Dry Film Per Coat (microns)	<div>75</div>	<div>100</div>	<div>75</div>
Theoretical Spread Rate (m ² /L)	<div>6</div>	<div>4.5</div>	<div>6</div>
Drying Time	Min	Max	Recommended
Recoat Time (min/hours)	<div>2 Hours</div>	<div>indefinite</div>	<div></div>

Application Guide

Surface Preparation

Ensure the texture coating is completely dry, especially during winter.
The textured surface should be clean and of uniform texture and appearance.
Ensure adequate masking is used to protect adjacent surfaces.

Application Procedure and Equipment

Brush, roller and airless spray

Brush and roll at the same time to avoid picture framing.

Product should be thoroughly mixed before use. Refer to the Dulux Acratex Application Manual for detailed instructions.
Dulux Acratex AcraShield Advance may be applied by brush, roller or airless spray. A 10-20mm nap roller is used depending on the type of texture being overcoated.

Typical Airless Spray set up is: Graco Ultra 500 using 0.019-0.021 spray tip at approx. 1000 psi.

Health and Safety

SDS Number
DLX003010

SDS Link
[View SDS Link](#)

Using Safety Precautions

When spraying, inhalation of mists may produce respiratory irritation.

Please refer to SDS Link. In case of emergency, please call 0800 220 770.

Precautions and Limitations

This product data sheets shall be read in conjunction with the Dulux specification.

To ensure colour uniformity and for optimum performance, Dulux recommend a full coating system including a Membrane topcoat.
For **all** systems, the Texture &/or Base Coat should be tinted in accordance with Tint Guide to the specified topcoat colour (or a colour as close as possible to the specified colour as product and Acratex tint rules allow).

Important: Not all colours are suitable for exterior use.

Ensure that you have adequate tinted stock to complete the job in one application.
All material must be thoroughly cross-mix to ensure tint uniformity.
It is recommended to hold a volume of finish material for future maintenance touch-ups

Practical spreading rates will vary from quoted theoretical figures depending on substrate porosity, surface roughness, overspray losses, application methods and environmental conditions (e.g. wind).

- Do not apply paint if Relative Humidity is above 85% or temperature is within 3°C of Dew Point.
- Do not apply if the surface temperature is greater than 40°C or below 10°C, or likely to fall below 10°C during the application or drying period.
- Dry times apply to a single coat at recommended spread rate and at 25°C and 50% Relative Humidity
- Allow longer times under cool, moist, or still conditions and or when applied at high film builds.
- Protect from dew, rain and frost for 48 hours when apply at the recommended spread rate.
- Avoid application in hot, windy conditions or on hot surfaces cool the surface by hosing with water and paint the cool damp surface.
- The exterior texture coatings should be cleaned on a regular basis.
- This will help maintain your overall aesthetic appearance and preserve your Acratex Texture coating system.

Cleaning once every year will remove light soil as well as grime and airborne pollutants refer Dulux Acratex Care & Maintenance Guide.

Transport and Storage	
Line Shade /Pack A 194 line	Shipment Name Not dangerous goods.; No special transport requirements.
Size: 15 Litre	Weight: 20.5 Kg

Disclaimer

This Data Sheet is copyright to DuluxGroup (Australia) Pty Ltd and/or DuluxGroup (New Zealand) Pty Ltd (collectively, 'Dulux'). It may not be varied or altered without the prior written consent of Dulux, and if it is, Dulux has no responsibility or liability for those variations.

Unless Dulux has provided you with a customised, project-specific specification, this Data Sheet does not represent that any particular product or product system will be suitable for your project.

Any information provided in this Data Sheet is given in good faith and is believed by Dulux to be correct at the time of publication. Products and coating systems can be expected to perform as indicated in this Data Sheet, provided the substrate is in good condition, the coatings are applied by a suitably experienced and skilled applicator, and the preparation, application and maintenance is followed strictly as set out in this Data Sheet, and as recommended on the applicable Safety Data Sheets for the relevant products, available from www.duspecplus.co.nz. Climatic conditions at application time can affect product suitability and performance.

The correct colour or colour match is the responsibility of the applicator. Colours will change over time and Dulux does not guarantee that the same colour newly mixed will match a colour applied earlier which has been subjected to weathering or other change elements. No product colour is guaranteed against colour change.

Where any liability of Dulux in respect of this Data Sheet cannot by law be excluded, Dulux's liability is limited, as permitted by law and at Dulux's option, to resupply of the relevant products or services or to reimbursing the cost of those products or services.

WHERE LEAD MAY BE PRESENT: The asset manager is responsible for verifying the presence of lead and determining whether to remove or encapsulate the lead. If lead is present, the work must be done in strict accordance with AS/ NZS 4361 Parts 1 and 2 and Worksafe Australia or New Zealand guidelines.