

NZPR00099 Dulux Professional Tintable Ceiling Flat

Introduction

Product Code
615-84179

Approvals
APAS-0260/5, Environmental Choice Certified.

Description and Image

Previously known as DULUX PROFESSIONAL UltraHide Tintable Ceiling Pnt
DULUX PROFESSIONAL Ultrahide tintable ceiling paint is a water based 100% acrylic interior flat designed especially for ceilings

Features and Benefits

- Water based
- Very flat finish
- 100% acrylic
- Same day recoat, easy clean up and low odour.
- Hides surface imperfections, smooth, even finish
- Tough washable finish, can be used on walls.

Uses

Use DULUX PROFESSIONAL UltraHide tintable ceiling paint on all ceilings where a very flat finish is required.

Precautions and Limitations

Do not paint at temperatures below 10C or when the temperature of surface may fall below 10C during the drying period.

Performance Guide






Weather
Not suitable for exterior use.

Heat Resistance
Up to 70C.

Water
Resists light washing and water splash.

Solvent
Sensitive to alcohols, aromatic hydrocarbons and ketones.

Abrasion
Moderate resistance to abrasion.

Typical Properties			
Gloss Level 0-3 at 60 degrees.		Thinner Water	
Colour Can be machine tinted to a comprehensive pastel and medium dark colour range.			
Components 1		Number of Coats 2	
Toxicity Lead free. Dry film is non-toxic.		V.O.C. Level 33 g/L	
Touch Dry 20 Minutes			
Clean Up  Water			
Clean Up Description Clean all equipment with water.			
Application Methods  Air Spray  Airless Spray  Brush  Roller			
Application Conditions		Solids by Volume	
		<input type="text" value="32"/>	
	Min	Max	Recommended
Wet Film Per Coat (microns)	<input type="text" value="63"/>	<input type="text" value="63"/>	<input type="text" value="78"/>
Dry Film Per Coat (microns)	<input type="text" value="20"/>	<input type="text" value="20"/>	<input type="text" value="25"/>
Recoat Time (min/hours)	<input type="text" value="2 Hours"/>	<input type="text" value="Indefinite"/>	<input type="text"/>
Theoretical Spread Rate (m ² /L)	<input type="text" value="16"/>	<input type="text" value="16"/>	<input type="text" value="12.8"/>

Application Guide
<p>Surface Preparation</p> <p>All surfaces must be thoroughly cleaned and free of all loose dirt, dust, grease, loose or flaking paint, and loose surface plaster. Efflorescence or mould on masonry or concrete surfaces must be treated. Flatten gloss surfaces by thoroughly sanding and wipe clean with a damp cloth, then apply primer, sealer or undercoat as required.</p>
<p>Application Procedure and Equipment</p> <p>Brush, roller, conventional or airless spray.</p> <p>Stir contents thoroughly before and during use with a broad flat stirrer, using an upward lifting action.</p> <p>Brush/Roller: Rinse brush or roller in water before starting and use while still slightly damp.</p> <p>Apply full even coats direct from the container. Under hot conditions or on very absorbent surfaces, up to 100ml clean water may be added per litre to assist application.</p> <p>Airless/Conventional Spray: Suitable for application by all standard spray equipment. If necessary thin with up to 100ml per litre of water to aid atomisation.</p>

Health and Safety	
SDS Number DLXNZ7EN001181	SDS Link View SDS Link
Using Safety Precautions For detailed information refer to the product label and the current Material Safety Data Sheet available through Dulux Sales and Customer Service offices.	
Please refer to SDS Link. In case of emergency, please call 0800 220 770.	

Transport and Storage	
Pack A 615-84179	
Size: <div>4 Litre 10 Litre</div>	Weight: <div>5.9 Kg 14.6 Kg</div>
Flash Point NA	UN Number NA
Dangerous Goods Class NA	Package Group NA

Disclaimer

This Data Sheet is copyright to DuluxGroup (Australia) Pty Ltd and/or DuluxGroup (New Zealand) Pty Ltd (collectively, 'Dulux'). It may not be varied or altered without the prior written consent of Dulux, and if it is, Dulux has no responsibility or liability for those variations.

Unless Dulux has provided you with a customised, project-specific specification, this Data Sheet does not represent that any particular product or product system will be suitable for your project.

Any information provided in this Data Sheet is given in good faith and is believed by Dulux to be correct at the time of publication. Products and coating systems can be expected to perform as indicated in this Data Sheet, provided the substrate is in good condition, the coatings are applied by a suitably experienced and skilled applicator, and the preparation, application and maintenance is followed strictly as set out in this Data Sheet, and as recommended on the applicable Safety Data Sheets for the relevant products, available from www.duspecplus.co.nz. Climatic conditions at application time can affect product suitability and performance.

The correct colour or colour match is the responsibility of the applicator. Colours will change over time and Dulux does not guarantee that the same colour newly mixed will match a colour applied earlier which has been subjected to weathering or other change elements. No product colour is guaranteed against colour change.

Where any liability of Dulux in respect of this Data Sheet cannot by law be excluded, Dulux's liability is limited, as permitted by law and at Dulux's option, to resupply of the relevant products or services or to reimbursing the cost of those products or services.

WHERE LEAD MAY BE PRESENT: The asset manager is responsible for verifying the presence of lead and determining whether to remove or encapsulate the lead. If lead is present, the work must be done in strict accordance with AS/ NZS 4361 Parts 1 and 2 and Worksafe Australia or New Zealand guidelines.